

# Quantum Phase Transitions of Polar Molecules in Bilayer Systems

Daw-Wei Wang

*Physics Department, National Tsing-Hua University, Hsinchu, Taiwan, Republic of China*  
(Received 19 September 2006; published 7 February 2007)

We investigate the quantum phase transitions of bosonic polar molecules in a two-dimensional double layer system. We show that an interlayer bound state of dipoles (dimers) can be formed when the dipole strength is above a critical value, leading to a zero-energy resonance in the interlayer  $s$ -wave scattering channel. In the positive detuning side of the resonance, the strong repulsive interlayer pseudopotential can drive the system into a maximally entangled state, where the wave function is a superposition of two states that have all molecules in one layer and none in the other. We discuss how the zero-energy resonance, dimer states, and the maximally entangled state can be measured in time-of-flight experiments.

DOI: 10.1103/PhysRevLett.98.060403

PACS numbers: 03.75.Hh, 03.75.Mn, 64.60.-i

**Introduction.**—Systems of ultracold atoms have become one of the most promising systems to observe strong correlation effects in many-body physics. Recent progress in the trapping and cooling of chromium atoms [1] and polar molecules [2] further opens new directions for investigating quantum many-body states resulting from the anisotropic dipole-dipole interaction [3]. The long range nature of dipole interaction also makes it possible to study physics in spatially separated multicomponent systems, which have been extensively studied in several important subfields of solid state physics: for example, condensation of excitons in bilayer quantum well system [4], interlayer ferromagnetism in bilayer quantum Hall systems [5], and Coulomb drag in coupled quantum wires [6], etc. Therefore it is interesting to investigate what new physics one may expect in the similar systems of polar molecules. A recent example is the proposed chaining phenomena for molecules in a stack of 2D traps [7], which resembles particle aggregation in colloidal fluids [8].

In this Letter we investigate the quantum phase transitions of cold polar molecules trapped in a 2D double well potential [9]. The electric dipole moment ( $D$ ) is aligned perpendicular to the layer ( $x, y$ ) plane by a dc electric field [see Fig. 1(a)] so that the system properties is controlled by a dimensionless dipole strength,  $U_0 \equiv mD^2/\hbar^2d$ , with  $m$  being the molecule mass and  $d$  being the layer separation. We find three phases that can be observed in three different regimes of  $U_0$ : For  $U_0 \ll 1$ , the ground state is just a coupled superfluid [Fig. 1(a)]. When  $U_0$  is increased to be above a critical value,  $U_0^* \sim 0.71$ , molecules in different layers can form interlayer bound states, driving the system to be a superfluid of dimers [Fig. 1(b)]. Finally, if the molecules are cooled in the large  $U_0$  regime and the dipole moment is reduced toward  $U_0^*$  adiabatically from above, we demonstrate that the repulsive interlayer pseudopotential can drive the system to a maximally entangled state as  $U_0 \rightarrow U_0^{**} \sim 1.4$ , breaking a global  $U(1)$  symmetry via a second order transition. Such a maximally entangled (ME) state is a superposition of two macroscopical states

(or called GHZ state [10]) that have all molecules in one layer and none in the other [Fig. 1(c)] [11], and therefore will not have any interference pattern even in a single-shot time-of-flight measurement.

**Pseudopotential.**—We start from the low energy scattering properties between two molecules via dipole interaction. In the strong confinement regime, we first assume only the lowest subband of each layer is occupied and no single particle tunneling between them. The 2D Schrödinger equation in the relative coordinate becomes

$$-\frac{\hbar^2}{m}(\partial_x^2 + \partial_y^2)\phi(\mathbf{r}) + V_{0/1}(\mathbf{r})\phi(\mathbf{r}) = E\phi(\mathbf{r}), \quad (1)$$

where  $V_{0/1}(\mathbf{r}) \equiv \int dz_1 dz_2 |\varphi_0(z_1 - d/2)|^2 |\varphi_0(z_2 \mp d/2)|^2 V_d(\mathbf{r}, z_1 - z_2)$  is the bare interaction for the two molecules in the same/different layers.  $V_d(\mathbf{r}, z) = D^2(\mathbf{r}^2 - 2z^2)/(\mathbf{r}^2 + z^2)^{5/2}$  is the dipole interaction with  $\mathbf{r}$  being the relative coordinate in the  $x, y$  plane.  $\varphi_0(z)$  is the lowest confined wave function and can be approximated by a Gaussian wave function of width  $W$  ( $W \ll d$ ). When finite interlayer tunneling ( $t$ ) is considered, one has to diagonalize the full two-particle two-layer Hamiltonian. Its effect to Eq. (1) can be shown to be the order of  $t^2/(D^2/W^3)$ , and hence negligible in the strong confinement regime.

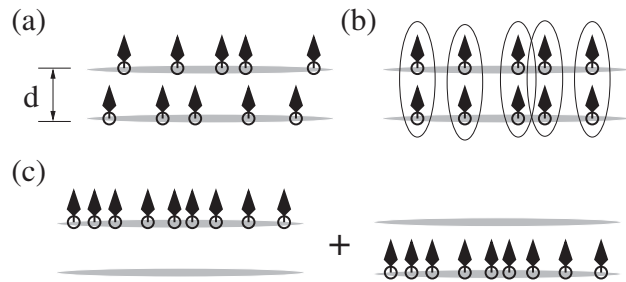


FIG. 1. Three many-body states we consider in this Letter: (a) coupled superfluid state, (b) superfluid of dimers, and (c) maximally entangled state.

Now, using the standard scattering theory [12], we can derive the following 2D pseudopotential:

$$\mathcal{V}_{\text{ps}}^{(0)/(1)}(\mathbf{r}) = -\frac{4\hbar^2}{m} \tan\delta_0^{(0)/(1)}(k)\delta(\mathbf{r}), \quad (2)$$

which reproduces the same  $s$ -wave phase shift [ $\delta_0^{(0)/(1)}(k)$ ] as the bare interaction  $V_{0/1}(\mathbf{r})$  in large distance.  $k$  is the magnitude of the incoming relative momentum. Contributions from higher angular momentum channels can be neglected since the length scale of dipole interaction,  $mD^2/\hbar^2$  ( $\sim 1.5 \mu\text{m}$  for  $D \sim 1 \text{ D}$  and  $m \sim 100 \text{ amu}$ ) is smaller than the typical condensate size.

*Zero-energy resonance.*—In Fig. 2, we show the calculated  $s$ -wave phase shift as a function of  $kd$  for  $U_0 = 0.7$  and  $U_0 = 0.1$  (inset). When the dipole strength is weak (inset), the phase shift of the interlayer scattering is always much smaller than that of intralayer one as expected, but it becomes much larger when  $U_0$  is larger. In Fig. 3, we show the numerically calculated low energy ( $kd \rightarrow 0$ )  $s$ -wave phase shift as a function of  $U_0$ , and find a resonance at  $U_0 = U_0^* \sim 0.71$ . Similarly to the Feshbach resonance in typical cold atom systems, this zero-energy resonance is due to the formation of an interlayer bound state (dimer). Interaction between two dimers can be obtained by integrating out the dimer wave function (not shown here). The system ground state for  $U_0 > U_0^*$  is a superfluid of dimers with a finite binding energy (about  $0.1\hbar^2/md^2$  at  $U_0 = 1$ ), but the actual phase transition position might be shifted from  $U_0^*$  due to the interaction between dimers. The quantum phase transition from a coupled superfluid to a dimer superfluid near  $U_0^*$  belongs to the Ising type transition, since the dimer superfluid phase just breaks a  $U(1)/Z_2$  symmetry, similar to bosonic systems near Feshbach resonance as discussed in Ref. [13]. We point out that these results cannot be obtained even qualitatively within the

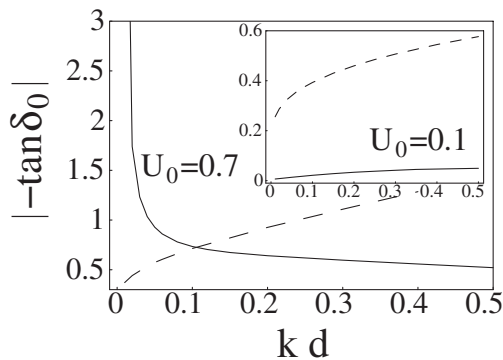


FIG. 2. Intralayer (dashed lines) and interlayer (solid lines) scattering phase shift in the  $s$ -wave channel as a function of momentum  $kd$  near resonance ( $U_0 = 0.7$ ). The layer width  $W = 0.1d$  is set much smaller than the interlayer distance  $d$ . Note that phase shift ( $\delta_0$ ) of the interlayer scattering is positive, and its sign is reversed for the convenience of comparison with the intralayer results. Inset: Results for  $U_0 = 0.1$ .

Born approximation in the literature [14], which is valid only when the dipole strength is very weak ( $U_0 \ll 1$ ).

*Condensate size near resonance.*—It is interesting to study how the condensate size is changed when the dipole strength  $U_0$  is tuned across the resonance point. Using a Gaussian variational wave function [15],  $\Psi_{\pm}(\mathbf{r}) = (\sqrt{N}/\sqrt{\pi R})e^{-|\mathbf{r}|^2/2R^2}\varphi_0(z \mp d/2)$ , for the condensate wave function in the upper (+) and the lower (−) layers, the radius  $R$  in the negative detuning side is then obtained by minimizing the following mean field energy:

$$\frac{E}{N} = -t + \frac{\hbar^2}{mR^2} + m\omega_{\parallel}^2 R^2 + \frac{N\hbar^2}{8\pi mR^2} \sum_{i=0,1} A_0^{(i)}(R). \quad (3)$$

Here  $\omega_{\parallel}$  is the in-plane trapping frequency, and  $A_0^{(0)/(1)}(R) \equiv -\int_0^{\infty} x \tan\delta_0^{(0)/(1)}(x/R)e^{-x^2/4}$  are the dimensionless interaction energies. We can also apply a similar method to describe the condensate size of dimers in the positive detuning side ( $U_0 > U_0^*$ ). When  $U_0$  is well above  $U_0^*$  (i.e., large binding energy of dimers), the low energy scattering does not break a dimer and the phase shift can be calculated from the interaction between dimers after taking into account their bound state wave function [16]. In the inset of Fig. 3, we show the calculated condensate radius as a function of  $U_0$ . In the negative detuning side, the condensate size decreases gradually as  $U_0$  approaching  $U_0^*$  from below due to the increasing attractive interlayer pseudopotential (main plot). On the other (positive detuning) side, the size of the dimer condensate grows rapidly due to the repulsive interaction between dimers. Although the mean field calculation may not be reliable when very close to the resonance regime due to the strong momentum

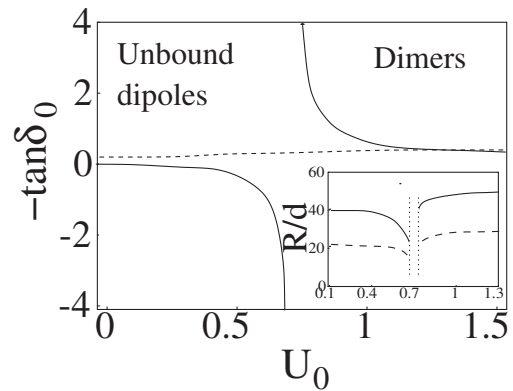


FIG. 3. Zero-energy resonance of the interlayer (solid line) scattering phase shift as a function of  $U_0$ . Dashed line is for the *intralayer* scattering. Inset: Calculated condensate radius as a function of  $U_0$ . Solid and dashed lines are for harmonic oscillator length,  $a_{\text{ho}} \equiv \sqrt{\hbar/m\omega_{\parallel}} = 10d$ , and  $5d$  respectively. Number of molecules in each layer is  $N = 10^5$  and other parameters are the same as in Fig. 2. Our mean field treatment of Eq. (3) may fail near resonance and therefore we eliminate the data between the two dotted lines.

dependence of interlayer pseudopotential, it is reasonable to expect that the sharp shrinking of condensate size near  $U_0^*$  is still qualitatively true. Therefore the nonmonotonic change of condensate size is clear evidence of zero-energy resonance in the bilayer system.

*Maximally entangled state.*—In the previous discussion we concentrated on the situation where dipole strength  $U_0$  is initially small and adiabatically increased to be above  $U_0^*$ . However, in a realistic experiment, the electric dipole moment can be so strong that molecules are cooled directly in the large  $U_0$  regime with a very small transition rate to the dimer state. It is therefore interesting to study how the many-body metastable state is changed when the dipole strength  $U_0$  is adiabatically tuned toward the critical value ( $U_0^*$ ) from above. From Fig. 3 one can see that there are two regions of interest in this positive detuning side: one is for  $U_0 > U_0^{**} \sim 1.4$  where the effective interlayer interaction is repulsive but still smaller than the intralayer interaction in the long wavelength limit, and the other is for  $U_0^* < U_0 < U_0^{**}$  where the interlayer pseudopotential is larger than the intralayer one. Since both inter- and intralayer interactions are repulsive for  $U_0 > U_0^*$ , hereafter we may neglect the in-plane trapping potential and consider a homogeneous system for simplicity. Assuming all dipoles are in the zero momentum state at zero temperature, we can write the following effective Hamiltonian:

$$\begin{aligned} H &= -t(\hat{a}_0^\dagger \hat{b}_0 + \hat{b}_0^\dagger \hat{a}_0) + \frac{g_0}{2N}[\hat{n}_a^2 + \hat{n}_b^2] + \frac{g_1}{N} \hat{n}_a \hat{n}_b \\ &= \frac{g_0}{2N}(2N)^2 - t(\hat{a}_0^\dagger \hat{b}_0 + \hat{b}_0^\dagger \hat{a}_0) + \frac{\Delta g}{N} \hat{n}_a \hat{n}_b, \end{aligned} \quad (4)$$

where  $\hat{a}_0^\dagger$  ( $\hat{b}_0^\dagger$ ) are boson creation operators in the upper/lower layer at  $k = 0$  with  $\hat{n}_a$  and  $\hat{n}_b$  being their number operators.  $g_i \equiv \frac{-4\hbar^2 N}{m\Omega} \tan \delta_0^{(i)}(k \rightarrow 0)$  is the intra- ( $i = 0$ ) or inter- ( $i = 1$ ) mean field energy with  $\Omega$  being the condensate area.  $\Delta g \equiv g_1 - g_0 > 0$  for  $U_0 < U_0^{**}$  and  $\Delta g < 0$  for  $U_0 > U_0^{**}$ .  $\hat{n}_a + \hat{n}_b = 2N$  is the conserved total number of molecules. We note that although Eq. (4) looks similar to the two-site Bose-Hubbard model with intersite interaction, the physics described by Eq. (4) is not the superfluid to Mott-insulator phase transition [17]. For example, the lowest excitation state of our system is always the in-plane gapless phonon mode and therefore no charge gap or commensurate filling even when  $t$  is reduced to zero.

Before showing the calculation results, it is instructive to discuss the analytic solutions in three different limits: First, in the limit of  $t \ll |\Delta g|$  and  $\Delta g < 0$ , the ground state wave function is very close to a Fock state:  $|\Psi_{\text{Fock}}\rangle = \frac{1}{N!} \hat{a}_0^{\dagger N} \hat{b}_0^{\dagger N} |0\rangle$ , with almost zero interlayer phase correlation. Second, for  $\Delta g = 0$  but with finite tunneling, the ground state is a condensed symmetric coherent state,  $|\Psi_{\text{Sym}}\rangle = \frac{1}{2^N \sqrt{(2N)!}} (\hat{a}_0^\dagger + \hat{b}_0^\dagger)^{2N} |0\rangle$ . The two condensates are now phase locked by single particle tunneling so that there will be a true phase correlation, which can be mea-

sured in a series of time-of-flight experiments. Finally, in the limit of  $\Delta g \gg t > 0$ , the total energy is minimized by  $\langle \hat{n}_a \hat{n}_b \rangle = 0$ , i.e., all dipoles are in one of the two layers and none in the other. The most general ground state wave function is a superposition of two macroscopic states,  $|\Psi_{\text{ME}}\rangle = \frac{1}{\sqrt{(2N)!}} (\cos \xi a_0^{\dagger 2N} + \sin \xi e^{i\chi} b_0^{\dagger 2N}) |0\rangle$ , with tilted angle  $\xi$  and phase  $\chi$  being arbitrary. Such a state is also known as a kind of Greenberg-Horne-Zeilinger state [10], which maximizes the entanglement in many measures. Note that the maximally entangled (ME) state we consider here is spontaneously generated as an exact eigenstate of the system, stabilized by the many-body effects.

The Hamiltonian of Eq. (4) can be easily diagonalized in the Fock states basis:  $|\phi_m\rangle \equiv [m!(2N-m)!]^{-1/2} a_0^{\dagger m} b_0^{\dagger 2N-m} |0\rangle$ , where  $m = 0, 1, \dots, 2N$  is the number of dipoles in the upper layer. The ground state wave function can be expressed to be  $|\Psi_G\rangle = \sum_{m=0}^{2N} C_m |\phi_m\rangle$ , with  $C_m$  being the coefficients. A similar approach can also be applied to systems of finite trapping potential. In Fig. 4 we show the exact numerical results of the ground state wave function ( $C_m$ ) for different values of  $\Delta g/t$ . One can see that for smaller  $\Delta g/t$  (solid line), the wave function is peaked at  $m = N$  with a finite distribution width to gain tunneling energy. When  $\Delta g/t$  is close to 1, the single peak distribution becomes unstable and tends toward a double-peak distribution. Increasing  $\Delta g$  further (i.e., reducing  $U_0$  in the positive detuning side) drives the distribution to peak near  $m = 0$  and  $2N$ , indicating an ME state as discussed above. In the inset of Fig. 4, we show the particle number variation of the ground state,  $\langle \Delta N^2 \rangle \equiv \langle \psi_G | (a_0^\dagger a_0 - b_0^\dagger b_0)^2 | \psi_G \rangle$ , as a function of  $\Delta g/t$  for various numbers of dipoles per layer ( $N$ ). One can see that in the thermodynamic limit (i.e., keeping  $\Delta g \propto N/\Omega$  fixed as

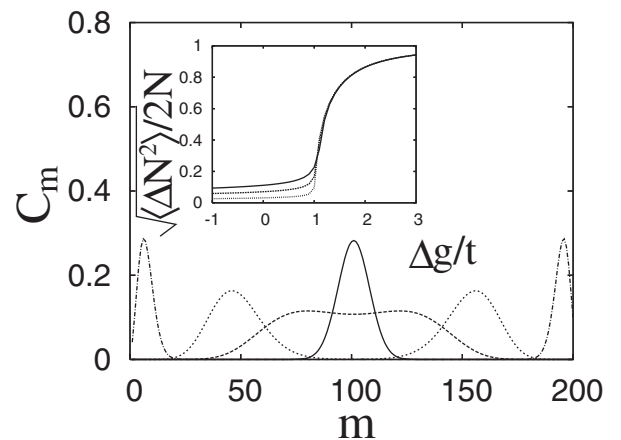


FIG. 4. Many-body wave function  $C_m$  for total number of  $2N = 200$  dipoles. Solid, dashed, dotted, and dash-dotted lines are for  $\Delta g/Nt = -3, 1.05, 1.2,$  and  $3,$  respectively. Inset: particle number variation as a function of  $\Delta g/t$ . solid, dashed, and dotted lines are for dipole number  $N = 40, 100,$  and  $500$  in each layer.

$N \rightarrow \infty$ ), there is a sharp phase transition exactly at  $\Delta g/t = 1$ , above which  $\sqrt{\langle \Delta \hat{N}^2 \rangle}/2N$  becomes finite and eventually saturates.

To understand such a sharp phase transition from a coherent state to the ME state, we can rewrite Eq. (4) as a spin model (up to a constant) [11]:  $H = -2t\hat{S}_x - \frac{\Delta g}{N}\hat{S}_z^2$ , where  $\hat{S}_x \equiv \frac{1}{2}(a_0^\dagger b_0 + b_0^\dagger a_0)$ ,  $\hat{S}_y \equiv \frac{i}{2}(b_0^\dagger a_0 - a_0^\dagger b_0)$ , and  $\hat{S}_z \equiv \frac{1}{2}(a_0^\dagger a_0 - b_0^\dagger b_0)$ . The total spin is then given by  $\hat{S}^2 = \frac{1}{4}(\hat{n}_a + \hat{n}_b)(\hat{n}_a + \hat{n}_b + 2)$ . In the thermodynamic limit ( $N \rightarrow \infty$ ), we can treat  $\mathbf{S}$  as a classical spin:  $\mathbf{S} = N(\sin\theta \cos\phi, \sin\theta \sin\phi, \cos\theta)$ , with  $\theta$  and  $\phi$  being the spin angles in 3D space. Therefore the ground state is obtained by minimizing the energy  $E(\theta, \phi)/N = -2t \sin\theta \cos\phi - \Delta g \cos^2\theta$  with respect to  $\theta$  and  $\phi$ . Since  $\phi$  must be zero to gain the tunneling energy, we can expand  $E(\theta, 0)$  to the leading order of  $\eta = \theta - \pi/2$  and obtain a Ginsberg-Landau type energy:  $E(\eta, 0)/N = -2t + (t - \Delta g)\eta^2 + \frac{1}{3}(\Delta g - t/4)\eta^4$ , which shows a clear second order phase transition at  $\Delta g = t$ . The variation of particle number scales as  $(\Delta g - t)^{1/2}$  near the transition point.

Before concluding, we remark on several experimental issues for observing the maximally entangled state in the bilayer system. First, for a typical polar molecule  $U_0$  can be as large as 4–5 and can be easily reduced to zero by decreasing the external dc electric field. Second, we can show that phase separation (i.e., dipoles accumulate inhomogeneously in layers) is unlikely to occur because it causes extra kinetic energy compare to the homogeneously entangled state. Third, the three-body collisions induced transition to dimer states can be strongly suppressed in the ME state, because most molecules now are in one of the layers and very few molecules are in the other layer. As a result the ME state we proposed here should be a long-lived metastable state and hence can be easily observed in experiments. Finally, unlike the interference pattern of two independent condensates [18], the fringe contrast of such entangled state will disappear even in a single-shot time-of-flight measurement as  $U_0$  is adiabatically tuned to be lower than  $U_0^{**}$  from above. This is because  $|\Psi_{\text{ME}}\rangle$  is a superposition of two macroscopic states, and hence very fragile to collapse in any quantum measurement. Therefore the disappearance of interference pattern in the positive detuning side could be a direct experimental evidence of such maximally entangled state.

In summary, we demonstrate that loading polar molecules into a bilayer system can result in several interesting new physics, including zero-energy resonance, interlayer bound states (dimers), and a second order quantum phase transition toward a maximally entangled state. These new phenomena should be easily observable using present experimental techniques.

This research is supported by NSC (Taiwan).

- [1] J. Stuhler *et al.*, Phys. Rev. Lett. **95**, 150406 (2005).
- [2] J.D. Weinstein *et al.*, Nature (London) **395**, 148 (1998); H.L. Bethlem *et al.*, Nature (London) **406**, 491 (2000); A.J. Kerman, J.M. Sage, S. Sainis, T. Bergeman, and D. DeMille, Phys. Rev. Lett. **92**, 033004 (2004).
- [3] K. Goral, L. Santos, and M. Lewenstein, Phys. Rev. Lett. **88**, 170406 (2002); R. Barnett, D. Petrov, M. Lukin, and E. Demler, Phys. Rev. Lett. **96**, 190401 (2006); A. Micheli, Nature Phys. **2**, 341 (2006); H.P. Büchler *et al.*, cond-mat/0607294.
- [4] For a recent review, see L. V. Butov, Solid State Commun. **127**, 89 (2003), and references therein.
- [5] For a review, see J.P. Eisenstein, S.M. Girvin, and A.H. MacDonald, in *Perspectives in Quantum Hall Effects*, edited by S. Das Sarma and A. Pinczuk (John Wiley & Sons, New York, 1997), and references therein.
- [6] P. Debray *et al.*, J. Phys. Condens. Matter **13**, 3389 (2001); R. Klesse and A. Stern, Phys. Rev. B **62**, 16 912 (2000); M. Yamamoto *et al.*, Science **313**, 204 (2006); D.-W. Wang, E.G. Mishchenko, and E. Demler, Phys. Rev. Lett. **95**, 086802 (2005).
- [7] D. W. Wang, M. D. Lukin, and E. Demler, Phys. Rev. Lett. **97**, 180413 (2006).
- [8] P.G. De Gennes and P.A. Pinous, Phys. Kondens. Mater. **11**, 189 (1970); P.I.C. Teixeira *et al.*, J. Phys. Condens. Matter **12**, R411 (2000).
- [9] Z. Hadzibabic *et al.*, Nature (London) **441**, 1118 (2006); Z. Hadzibabic, S. Stock, B. Battelier, V. Bretin, and J. Dalibard, Phys. Rev. Lett. **93**, 180403 (2004).
- [10] D.M. Greenberger *et al.*, Am. J. Phys. **58**, 1131 (1990); K. Mølmer and A. Sørensen, Phys. Rev. Lett. **82**, 1835 (1999); L. You, Phys. Rev. Lett. **90**, 030402 (2003).
- [11] J.I. Cirac, M. Lewenstein, K. Molmer, and P. Zoller, Science **272**, 1131 (1996); J.I. Cirac *et al.*, Phys. Rev. A **57**, 1208 (1998); D. Gordon and C.M. Savage, *ibid.* **59**, 4623 (1999); A. Micheli, D. Jaksch, J.I. Cirac, and P. Zoller, *ibid.* **67**, 013607 (2003).
- [12] K. Huang and C.N. Yang, Phys. Rev. **105**, 767 (1957); B.J. Verhaar *et al.*, J. Phys. A **17**, 595 (1984); A. Derevianko, Phys. Rev. A **67**, 033607 (2003).
- [13] M.W.J. Romans, R.A. Duine, S. Sachdev, and H.T.C. Stoof, Phys. Rev. Lett. **93**, 020405 (2004).
- [14] L. Santos, G.V. Shlyapnikov, P. Zoller, and M. Lewenstein, Phys. Rev. Lett. **85**, 1791 (2000); L. Santos, G.V. Shlyapnikov, and M. Lewenstein, Phys. Rev. Lett. **90**, 250403 (2003); D.H.J. O'Dell, S. Giovanazzi, and C. Eberlein, Phys. Rev. Lett. **92**, 250401 (2004).
- [15] S. Yi and L. You, Phys. Rev. Lett. **92**, 193201 (2004).
- [16] D.-W. Wang (unpublished).
- [17] D. Jaksch, C. Bruder, J.I. Cirac, C.W. Gardiner, and P. Zoller, Phys. Rev. Lett. **81**, 3108 (1998); M Greiner *et al.*, Nature (London) **415**, 39 (2002).
- [18] J. Javanainen and S.M. Yoo, Phys. Rev. Lett. **76**, 161 (1996); Y. Castin and J. Dalibard, Phys. Rev. A **55**, 4330 (1997); M.R. Andrews *et al.*, Science **275**, 637 (1997).