

MasteringPhysics 學生註冊簡介

MasteringPhysics 是全球使用率最高的『物理線上作業系統』，目前已經超過五億人次使用，經教育統計學者證實可以有效提升學生的物理成績，以及物理學習的方法。

以下是學生註冊的步驟和講解。

準備事項

在開始之前你應該有以下這些資訊：

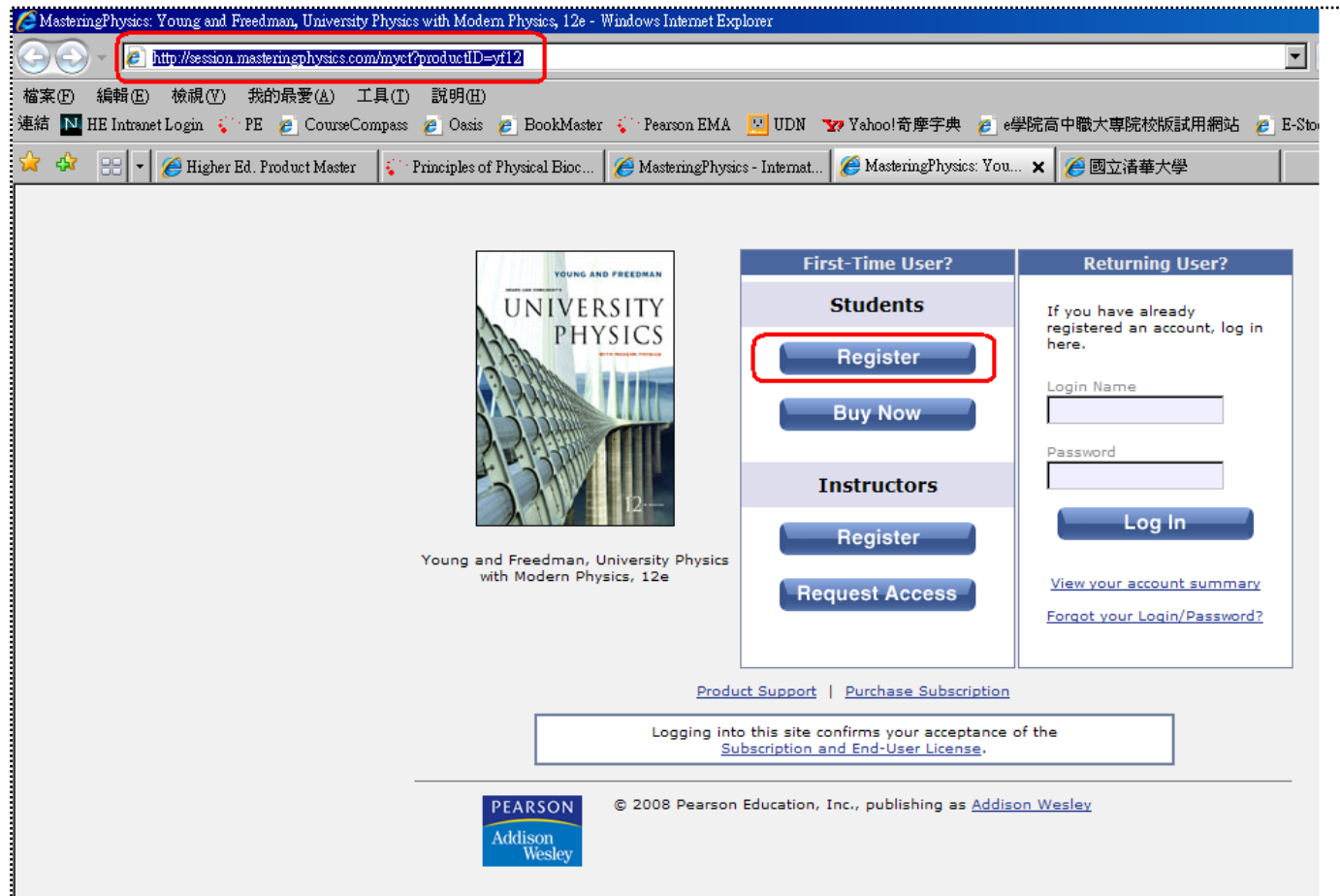
- **Student Access Code** (學生註冊碼)
- **Your lecturers Course ID** (老師的課程代號)
- **Student ID**、**Full Name**、**and E-mail Address** (學號、英文姓名、電子郵件)
- **Post Code of university** (學校所在地的郵遞區號。例如：清華大學所在地，新竹市為 30013)
- **Answer to a security question. There is a choice of 3 questions:** (密碼的提示問題、任選一個並加註答案的暗示)
 - Which city were you born in? (出生地)
 - What is your father's middle name? (父親的中間名)
 - What is you mother's maiden name? (母親的中間名)

以上資訊都備妥後，就可以開始線上註冊。

Step 1. 進入 MasteringPhysics，進行學生註冊的流程。

★直接點選以下網址，便可出現註冊的首頁。點選『Students』之下的『Register』的按鈕，即可進入註冊的程序。

<http://session.masteringphysics.com/myct?productID=yf12>



MasteringPhysics: Young and Freedman, University Physics with Modern Physics, 12e - Windows Internet Explorer

<http://session.masteringphysics.com/myct?productID=yf12>

檔案(F) 編輯(E) 檢視(V) 我的最愛(A) 工具(T) 說明(H)

連結 HE Intranet Login PE CourseCompass Oasis BookMaster Pearson EMA UDN Yahoo!奇摩字典 e學院高中職大專院校版試用網站 E-Store

Higher Ed. Product Master Principles of Physical Bioc... MasteringPhysics - Internat... MasteringPhysics: You... 國立清華大學

YOUNG AND FREEDMAN
UNIVERSITY
PHYSICS
12e

Young and Freedman, University Physics
with Modern Physics, 12e

First-Time User?

Students

Register

Buy Now

Instructors

Register

Request Access

Returning User?

If you have already registered an account, log in here.

Login Name

Password

Log In

[View your account summary](#)

[Forgot your Login/Password?](#)

[Product Support](#) | [Purchase Subscription](#)

Logging into this site confirms your acceptance of the [Subscription and End-User License](#).

PEARSON
Addison
Wesley

© 2008 Pearson Education, Inc., publishing as [Addison Wesley](#)



★ 以下畫面為版權聲明，在閱讀相關版權聲明後，點選『I Accept』按鈕。

The screenshot shows a web browser window with the URL `pearsoncmg.com/reg/include/consent.jsp?originalDest=https://register.pearsoncmg.com/reg/register/reg1.jsp`. The page content includes the Pearson Education logo, a "Need Help?" link, and the following text:

License Agreement and Privacy Policy

By registering to use a Pearson Education online learning system, I certify that I have read and agree to the **Pearson License Agreement** and the **Pearson Privacy Policy**.

I understand that my personal information may be stored in and/or accessed from servers located outside of my resident country. **I consent to this storage and/or access.**

The personal information that I use with a Pearson Education online learning system can include my name and contact information, my answers to questions that are part of the course, my marks on tests or other course requirements, and any comments about me made by my instructor.

Privacy Policy

Pearson Education Privacy Policy

GENERAL INFORMATION ABOUT THE PRIVACY POLICY FOR PEARSON EDUCATION WEB SITES AND OTHER ONLINE RESOURCES

Pearson Education Web sites are maintained by Pearson Education, Inc., One Lake Street, Upper Saddle River, New Jersey 07458.

License Agreement

Pearson Education Subscription and End-User License Master Agreement

Please print and keep a copy of this Subscription and End-User License Agreement ("Agreement"). Use of the Website constitutes acceptance of this Agreement. If you do not agree to abide by the terms and conditions of this Agreement, please do not become a Subscriber of a Pearson Education Website. Pearson Education may change any of the terms in this Agreement at any time. Changes will become effective when Pearson Education posts the modified Agreement on the Website. The Subscription and End-User License link will be flagged any time changes are posted. If you do not agree to the changes, you may cancel your subscription to the Website in the way described in

At the bottom of the page, there are two buttons: "I Decline" and "I Accept". The "I Accept" button is highlighted with a red rectangular box.

Step 2. Enter Student Access Code (輸入學生註冊碼)

- ★ 1. 點選 No. I Am a New User.
- ★ 2. 輸入『Access Code』，共計六組英文，請特別留意抄寫，每組的字母個數均不同。
- ★ 3. 『School Zip or Postal Code』學校所在地的郵遞區號，清華大學請填寫『30013』。
- ★ 4. 『School City』學校所在國家，在鍵盤上輸入『T』，選擇『Taiwan』即可。
- ★ 5. 完成後點選『Next』按鈕。

PEARSON Education

Steps to Register

1 Access Information 2 Account Information 3 Confirmation & Summary

1 Access Information [Need Help?](#) * Fields are required

Do You Have a Pearson Education Account?

No, I Am a New User

Yes, Look Me Up

Login Name

Password

[Forgot your Login Name/Password?](#)

If you've already registered for an online product published by Addison Wesley, Allyn & Bacon, Benjamin Cummings, Longman, or Prentice Hall, you may already have a Pearson Education Account. If you're not sure, you can [find out here](#).

The advantage of using an existing account is that we can pre-fill most information in this process, add this subscription to your existing account, and you'll have only one Login Name and Password to remember for accessing multiple online products. [Need Help?](#)

Access Code

Your Access Code should look like this. Enter it here, without dashes.

Have an electronic code? [Copy and paste it here](#).

SIMPLE-FRILL-TONLE-WEIRS-CHOIR-FLEES

* Access Code

PICZ - FUSIL - KEVEL - FRIED - GUSTO - RUNES

You can type the letters in lowercase or uppercase. [Need help?](#)

School Location

* School Zip or Postal Code

30013

[Need help finding your school's zip/postal code?](#)

* School Country

Taiwan

We will use this zip or postal code and country to find schools in your area. (You will select your school in the next step.) [Need Help?](#)

Cancel

Next

輸入『Access Code』，共計六組的英文字。

選擇學校的郵遞區號
清華大學：30013
學校所在國家，按T
點選Taiwan

完成後點選
『Next』按鈕

Step 3. Account Information (個人資料以及帳號資料)

- ★ 1. 『First Name』 填入 **中文全名(連姓)**
 - ★ 2. 『Last Name』 填入 **學號(形式為 u96xxxx)**。(以此作為成績的統計依據，務必填寫正確)
 - ★ 3. 『E-mail Address』 填入電子郵件。(若忘記帳號，可依此取回帳號/密碼，務必填入最常用的電子郵件)
 - ★ 4. 『School Name』 點選 『Other』。
 - ★ 5. 『Other School Name』 填入 『NTHU』
 - ★ 6. 『School City』 填入 『Hsinchu』
 - ★ 7. 『Create a Login Name』 填入你的**帳號名稱**。(建議你使用 **NTHU + 學號**，因為該系統使用人數眾多，帳號容易重複)
 - ★ 8. 『Create a Password』 填入你的密碼。(密碼規則：超過四個字母和數字得組合。建議：以**英文加上數字**的**八位組合**來訂定密碼。)
 - ★ 9. 『Re-type your Password』 再次輸入你的密碼，以資確認。
 - ★ 10. 『Security Question』 安全提示問題，任選一個即可。
 - ★ 11. 『Your Answer』 輸入密碼的提示問題解答。
 - ★ 12. 以上皆完成後，點選 『Next』 按鈕。
- ★ ☆若點選後未順利進入下一頁，請耐心讀取畫面上的紅字，修正相關的問題。

The screenshot shows the account creation form with several sections highlighted in red boxes to indicate error messages and instructions:

- Personal Information:**
 - First Name:** Joe
 - Last Name:** Bloggs
 - E-mail Address:** pebloggs@anywhere.ac.uk
- School Information:**
 - School Name:** Other (selected)
 - Other School Name:** NTHU
 - School City:** Hsinchu
- Login Name and Password:**
 - Create a Login Name:** joebloggs
 - Create a Password:** [Redacted]
 - Re-type your Password:** [Redacted]
- Security Question:**
 - Security Question:** What town was I born in?
 - Your Answer:** Anywhere


Red boxes highlight error messages and instructions:

- Personal Information:** "Important: Enter a valid e-mail address. See acceptable characters. Don't have an e-mail address?"
- School Information:** "Enter the name and city of your school." and "School Name: 選 Other, Other School Name: 輸入 NTHU, School City: 輸入 Hsinchu"
- Login Name and Password:** "Your unique Login Name and Password will be used each time you log into your online product from this point forward. It is important that you create a Login Name and Password easy for you to remember. Need help?" and "Login Name: 帳號名稱, Password: 密碼"
- Security Question:** "選擇 Security Question, Your Answer: 輸入你們密碼答案的提示"

At the bottom, there are buttons for "Back", "Cancel", and "Next". A "Click Next" button is also visible.



- Account Summary
- ★ 1. 看到此畫面，帳號註冊就成功了。
- ★ 2. 點選『Mastering Physics』以你建立的帳號/密碼重新登入，並準備註冊到所選的課程。



Account Summary

[Log Out](#)

Account Summary

[E-mail Account Summary](#)

Your Account Information

Title: First Name: Martin Last Name: Kuo

E-mail Address: dar.yiing@pearsoned.com.tw

School: FJU

Login Name: daryiing
Password: *****

Security Question: What is my father's middle name?
Answer: *****

[Edit Account Information](#)

You Have Access to the Following Products

Products for which your access has expired are displayed in gray.

Mastering Physics
MasteringPhysics - eBook Expires: FEB 13, 2010 Role: Student



MasteringPhysics Student Registration

Pearson Education Taiwan

- ★ 點選使用的物理課本，『Young/Freeman's University Physics 12e』

The screenshot shows the MasteringPhysics website interface. At the top, there is a navigation bar with the Pearson Education logo and the text 'MasteringPhysics Student Registration'. Below this, a banner reads 'The most advanced, educationally effective, and widely used physics homework and tutorial system in the world.' The main content area is divided into two columns: 'Calculus-based' and 'Algebra/Trig-based'. Under the 'Calculus-based' column, there are several book covers, including 'Standalone (calculus-based)', 'Giancoli's Physics for Scientists and Engineers, 4e', 'Knight's Physics for Scientists and Engineers, 2e', 'Knight's Physics for Scientists and Engineers', 'Wolfson's Essential University Physics', 'Young/Freeman's University Physics, 12e' (highlighted with a red box), and 'Young/Freeman's University Physics, 11e'. Under the 'Algebra/Trig-based' column, there are 'Standalone (algebra/trig-based)', 'Knight/Jones/Field's College Physics', 'Walker's Physics, 3e', and 'Young/Geller's College Physics, 8e'. The browser's address bar shows 'http://www.masteringphysics.com/' and the page title is 'MasteringPhysics - Windows Internet Explorer'.

Pearson Education Taiwan



MasteringPhysics Student Registration

★輸入你建立的『Login Name』帳號/
『Password』密碼，並
選取『Log In』按鈕登
入。

MasteringPhysics: Young and Freedman, University Physics with Modern Physics, 12e - Windows Internet Explorer

http://session.masteringphysics.com/mycf?productID=vf12

檔案(F) 編輯(E) 檢視(V) 我的最愛(A) 工具(T) 說明(H)

連結 N HE Intranet Login PE CourseCompass Oasis BookMaster Pearson EMA UDN Yahoo!奇摩字典 e學院高中職大專院校版試用網站 E-St

MasteringPhysics: Young and Freedman, University Ph...

YOUNG AND FREEDMAN
UNIVERSITY
PHYSICS
12e

Young and Freedman, University Physics
with Modern Physics, 12e

First-Time User?

Students

Register

Buy Now

Instructors

Register

Request Access

Returning User?

If you have already registered an account, log in here.

Login Name

Password

Log In

[View your account summary](#)

[Forgot your Login/Password?](#)

[Product Support](#) | [Purchase Subscription](#)

Logging into this site confirms your acceptance of the [Subscription and End-User License](#).

PEARSON
Addison
Wesley

© 2008 Pearson Education, Inc., publishing as [Addison Wesley](#)

- ★ 『Student ID』 填入你的學號。
- ★ 『Course ID』 填入老師或助教提供的『課程編碼』。

唐述中老師的請填 NTHUPHYS1

林怡萍老師的請填 NTHUPHYS2

周亞謙老師的請填 NTHUPHYS3

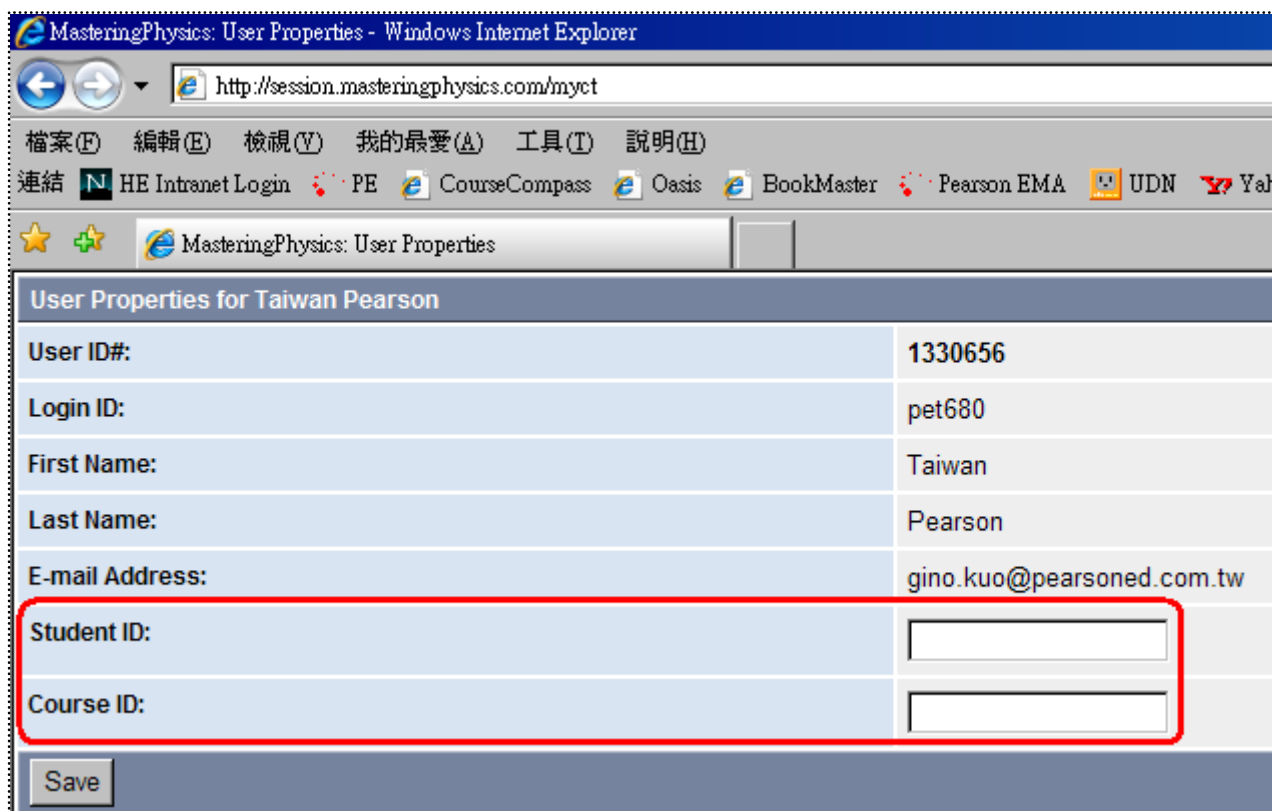
王立邦老師的請填 NTHUPHYS4

劉怡維老師的請填 NTHUPHYS5

齊正中老師的請填 NTHUPHYS6

(特別注意：課程編號必須依據所選的課程填入，始可註冊到你所修的課程。)

- ★ 點選『Save』按鈕存檔，並進入線上作業系統。



MasteringPhysics: User Properties - Windows Internet Explorer

http://session.masteringphysics.com/myct

檔案(F) 編輯(E) 檢視(V) 我的最愛(A) 工具(T) 說明(H)

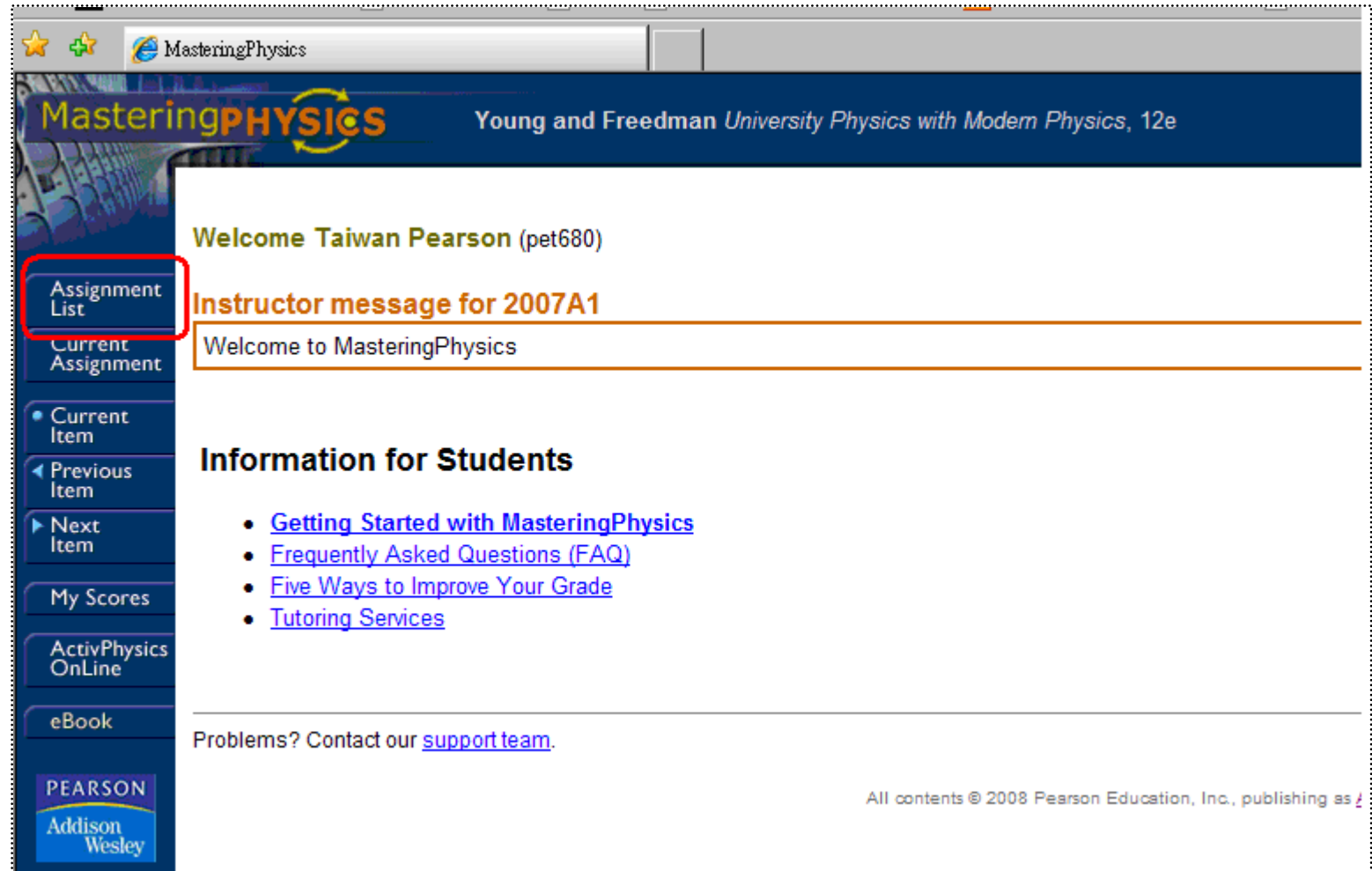
連結 HE Intranet Login PE CourseCompass Oasis BookMaster Pearson EMA UDN Yahoo

MasteringPhysics: User Properties

User Properties for Taiwan Pearson	
User ID#:	1330656
Login ID:	pet680
First Name:	Taiwan
Last Name:	Pearson
E-mail Address:	gino.kuo@pearsoned.com.tw
Student ID:	<input type="text"/>
Course ID:	<input type="text"/>

Save

★點選『Assignment List』，進行便可看到所有作業的清單。



MasteringPHYSICS Young and Freedman University Physics with Modern Physics, 12e

Welcome Taiwan Pearson (pet680)

Instructor message for 2007A1

Welcome to MasteringPhysics

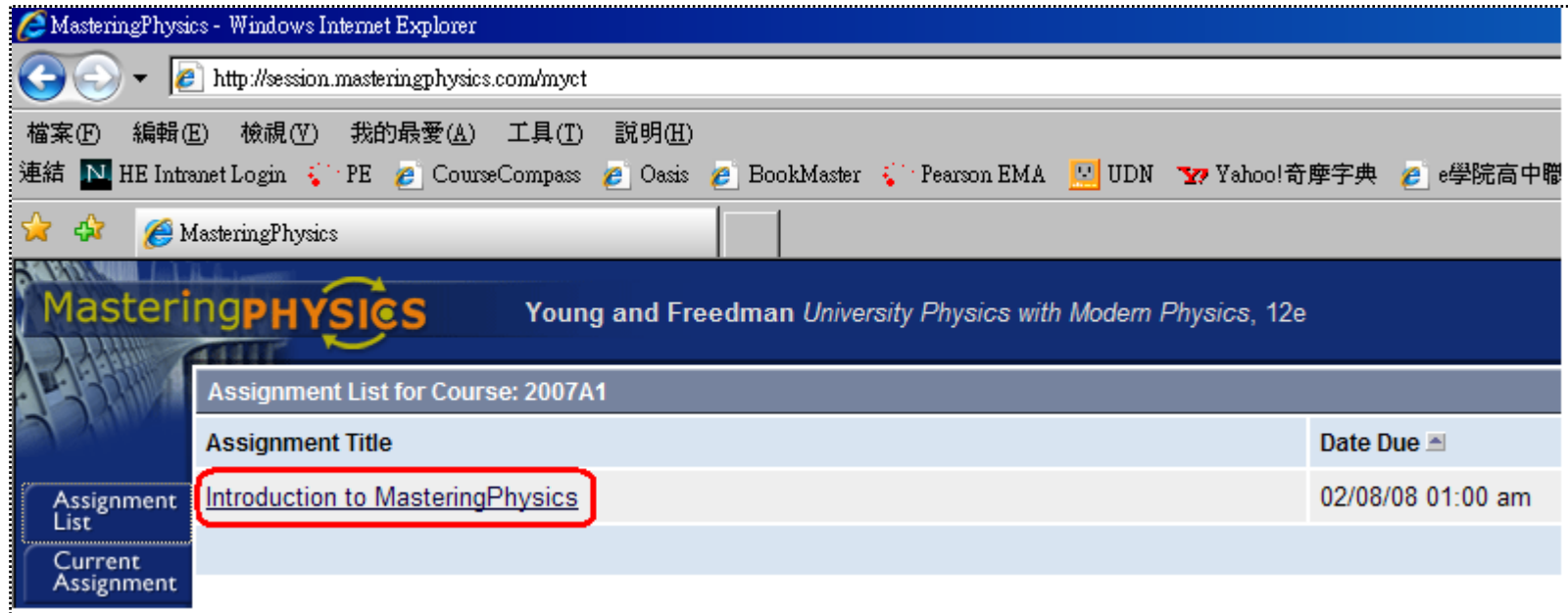
Information for Students

- [Getting Started with MasteringPhysics](#)
- [Frequently Asked Questions \(FAQ\)](#)
- [Five Ways to Improve Your Grade](#)
- [Tutoring Services](#)

Problems? Contact our [support team](#).

All contents © 2008 Pearson Education, Inc., publishing as PEARSON Addison Wesley

★點選『Introduction to MasteringPhysics』進入作業內容。（線上作業系統的基本介紹）



The screenshot shows a Windows Internet Explorer browser window with the URL <http://session.masteringphysics.com/myct>. The page title is "MasteringPHYSICS Young and Freedman University Physics with Modern Physics, 12e". Below the title, there is a section titled "Assignment List for Course: 2007A1". This section contains a table with two columns: "Assignment Title" and "Date Due". The first row in the table has "Introduction to MasteringPhysics" in the title column and "02/08/08 01:00 am" in the date due column. This row is highlighted with a red border. On the left side of the page, there are two buttons: "Assignment List" and "Current Assignment".

Assignment Title	Date Due
Introduction to MasteringPhysics	02/08/08 01:00 am



Pearson Education Taiwan

MasteringPhysics Student Registration

★畫面中有該作業的表列，可以點選個題，試著練習作答，並從中學習作答的技巧。

MasteringPHYSICS Young and Freedman *University Physics with Modern Physics, 12e*

[Print View]

2007A1

Introduction to MasteringPhysics

Due at 1:00am on Friday, February 8, 2008

[View Grading Details](#)

- [incomplete] [Welcome!](#) is for practice (full credit)
- [incomplete] [Intro to Numeric Answers](#) is for practice (full credit)
- [incomplete] [Intro to Symbolic Answers](#) is for practice (full credit)
- [incomplete] [Intro to Ranking Questions](#) is for practice (full credit)
- [incomplete] [Intro to Sorting Questions](#) is for practice (full credit)
- [incomplete] [Intro to Graphing Questions](#) is for practice (full credit)
- [incomplete] [Intro to Vector Drawing Questions](#) is for practice (full credit)
- [incomplete] [Reviewing the Fundamentals](#) is for practice (full credit)

Summary 0 of 8 items complete (0% avg. score)
0 of 0 points